



#CourseDesign

GO

## Structure & Sequence Course Map Activity

Center for Teaching and Learning

June 21, 2019 | CCI



**Good morning!**

# Designers

**Fashion**

**Baker**

**Programmer**

**Architect**

**Chef**

**Artist**

**Graphic**

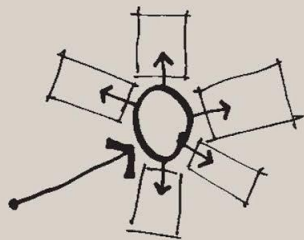
**UX designer**

***Everyone .....***

faculty-  
You are a ^ designer.

# Designer

**thoughtfully** (user-in-mind)  
make some “thing”  
for **FUTURE USE**



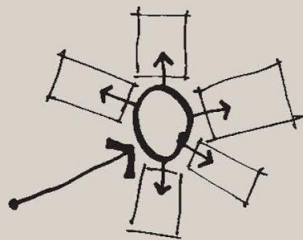
## 101 Things I Learned in Architecture School

Matthew Frederick



LOUIS KHAN

**Architecture** is the  
*thoughtful making of*  
**space.**



## 101 Things I Learned in Architecture School

Matthew Frederick

LOUIS KHAN

**Architecture** is the  
*thoughtful making of*  
**space.**


CTL+FACULTY

**Course Design** is the  
*thoughtful making of*  
**learning experiences.**

How can we *thoughtfully*  
design  
online learning experiences?



# Course Elements (C-RAFT)



# Course Elements (C-RAFT)

## Content

Topics covered in the course

## Resources

Instructional materials/resources that serve as sources of course content

## Activities/ Assessments

Planned events for students to engage, experiment, practice, perform, or reflect

## Feedback

Praise, evaluative or corrective information

## Tools

Technology platforms / environmental support structures

# C-RAFT Course Design Board



## **Content**

*List the topics/concepts covered in the course.*

## **Resources**

*Indicate the instructional materials / resources provided to students.*

## **Activities/ Assessments**

*Identify the learning activities students are asked to work on.*

## **Feedback Methods**

*Identify the types of feedback provided to students.*

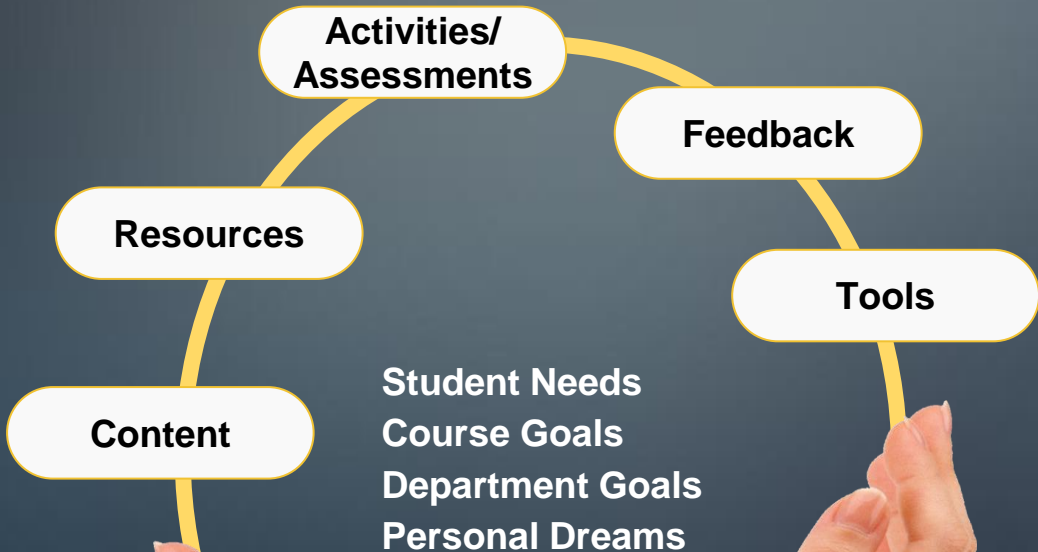
## **Tools**

*Identify the tools or supports that students use in the course.*

## **I WISH...**

Worksheet Activity (10-15 mins)






**Time**

**Time**

1	2	3	4	5	6	7	8	9	10	11	12	13	14	15	16
---	---	---	---	---	---	---	---	---	----	----	----	----	----	----	----

1	2	3	4	5	6	7	8	9	10	11	12	13	14	15	16
---	---	---	---	---	---	---	---	---	----	----	----	----	----	----	----


**Content**




**Resources**




**Activities/  
Assessments**



**Feedback**



**Tools**





# C-RAFT Course Design Map





# Why do we map courses?

- Syllabus vs. Visual Map
- Topics → Activities → Learning Experience
- See Big Picture
- Spot the gaps in **S-S-S**
  - **SCOPE**
  - **STRUCTURE**
  - **SEQUENCE**

# Scope

Course  
Elements

What?  
How many?  
How much/  
little?



# Scope Structure

Organizing  
Pattern

Weeks  
Modules  
Themes



Structure  
Scope  
Sequence



Flow  
Workload  
Transition  
Engagement



Scope  
Structure  
Sequence

Themes						Themes						Themes			
Modules		Modules				Modules		Modules				Modules			
1	2	3	4	5	6	7	8	9	10	11	12	13	14	15	16

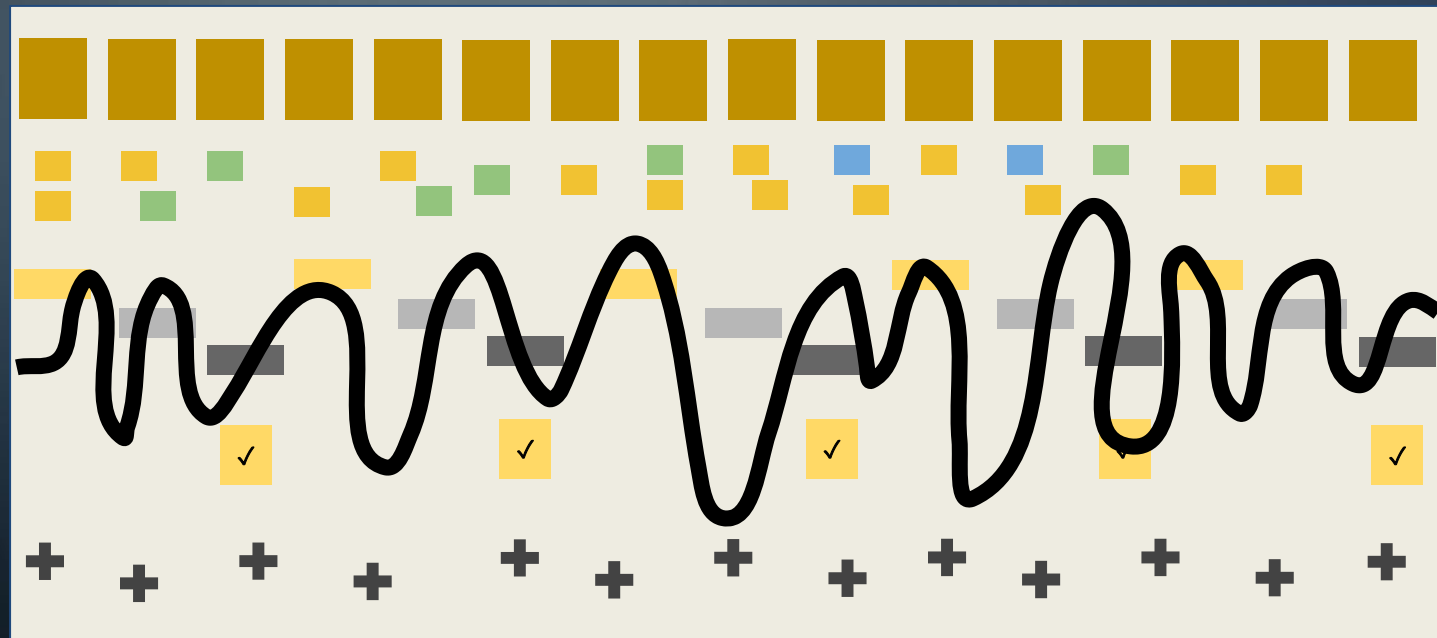
Content

Resources

Activities/  
Assessments

Feedback

Tools



**Faculty-Designer**



# Course Map

	1	2	3	4	5	6	7
Resources	Lecture Reading	Lecture Reading	Lecture Reading	Lecture Reading	Lecture Reading	Lecture Reading	
Activity/ Assess.							Exam
Feedback							Exam Grade

# Course Map

	1	2	3	4	5	6	7
Resources	Lecture Reading	Lecture Reading	Lecture Reading	Lecture Reading	Lecture Reading	Lecture Reading	
Activity/ Assess.			Quiz				Exam Project
Feedback						Quiz Grade	Exam Grade Project Grade

# Course Map

	1	2	3	4	5	6	7
Resources	Lecture Reading	Lecture Reading	Lecture Reading	Lecture Reading	Lecture Reading	Lecture Reading	
Activity/ Assess.			Quiz	Proj_M1	Quiz	Proj_M2	Exam Project
Feedback			Quiz Grade		Quiz Grade		Exam Grade Project Grade

# Course Map

	1	2	3	4	5	6	7
Resources	Lecture Reading	Lecture Reading	Lecture Reading	Lecture Reading	Lecture Reading	Lecture Reading	
Activity/ Assess.	?	?	Quiz	Proj_M1	Quiz	Proj_M2	Exam Project
Feedback			Quiz Grade	Proj_M1 Feedback	Quiz Grade	Proj_M2 Feedback	Exam Grade Project Grade

# Course Map

	1	2	3	4	5	6	7
Resources	Lecture Reading	Lecture Reading	Lecture Reading	Lecture Reading	Lecture Reading	Lecture Reading	
Activity/ Assess.	Practice	Practice	Practice Quiz	Proj_M1	Practice Quiz	Proj_M2	Exam Project
Feedback			Quiz Grade	Proj_M1 Feedback	Quiz Grade	Proj_M2 Feedback	Exam Grade Project Grade

# Course Map

	1	2	3	4	5	6	7
Resources	Lecture Reading	Lecture Reading	Lecture Reading	Lecture Reading	Lecture Reading	Lecture Reading	
Activity/ Assess.	Quiz Practice	Quiz Practice Project	Quiz Practice	Quiz Practice Project	Quiz Practice Project	Quiz Practice Project	Exam
Feedback			Quiz Grade	Proj_M1 Feedback	Quiz Grade	Proj_M2 Feedback	Exam Grade Project Grade





Mapping Activity (30 mins)

Presentation (30 mins)

Keep 1 - Give 1





# C-RAFT Course Design Map

Module			Module			Module		Module				Module			
--------	--	--	--------	--	--	--------	--	--------	--	--	--	--------	--	--	--

1	2	3	4	5	6	7	8	9	10	11	12	13	14	15	16
---	---	---	---	---	---	---	---	---	----	----	----	----	----	----	----

Resources	Lec	Lec	Lec	Lec	Lec	Lec	Lec	Lec	Lec	Lec	Lec	Lec	Lec	Lec		
-----------	-----	-----	-----	-----	-----	-----	-----	-----	-----	-----	-----	-----	-----	-----	--	--

Activity/ Assess.	Quiz	PracA1	PracA2	Quiz	PracB1	PracB2	Refle	MidT	Quiz	PracC1	PraC2	Quiz	Proj M3	Review	Proj Sub	Exam
				Proj M1					Proj M2							Refle

Feedback	QFeed	A1 Feed	PracA2 Feed	M1 Feed	B1 Feed	B1 Feed			M2 Feed	C1 Feed	C2 Feed	QFeed	M3 Feed			
				QFeed					QFeed							

End



